




Add Integrations and Actions to Your Account

Using Integrations and Actions you can leverage SurveyGizmo surveys to do so much more than simply collect data. See the complete list of [SurveyGizmo actions and integrations available](#).



Go to **Account > Integrations > 3rd Party Integration** to access the Integrations & Add-ons page. Here you will see the integrations available and their corresponding license levels.

Add Integrations to your Account





Collaborator level integration

	Social Media Publishing Publish your surveys on social media to get responses from your network. Learn More	Learn More
	Private Domain/Embed reCAPTCHA Verify that your survey takers are humans, not robots. Learn More	Configure
	Stripe Charge your respondents for items they select on your survey. Learn More	Configure

Professional level integration

	Google Sheets Push real-time data from your survey into a Google Spreadsheet for easy sharing. Learn More	Configure
	API Access Use our full-featured API to integrate us into anything you can dream up. Learn More	Learn More

If you have access to an integration based on your license, you will see a **Configure** button is the integration can be set up on this page directly. Otherwise, click the associated **Learn More** button to see configuration instructions.

	Webhook Communicate with external webpages via an HTTP POST or HTTP GET standard. Learn More	Learn More
	Salesforce Marketing Cloud Gain insights on your prospects and customers to increase your conversion and retention rates. Learn More	Configure
	MailChimp Automate contact creation, management and populate data into your surveys. Learn More	Configure
	Slack Notify a slack channel or user about survey activity Learn More	Configure

If you want to gain access to integrations that are not available via your license, you will need to upgrade to the corresponding higher license. Visit the [Upgrade Your Account](#) documentation for instructions.

How does the billing work if I decide to upgrade to a higher license?

The annual cost of the new license will be pro-rated for the remainder of your current term.

Enterprise-Level Integrations

Enterprise Package account holders must contact their account manager to purchase Enterprise-level integrations. If you are an Account Administrator you can request that an integration be added to your account by going to **Account > Integrations > 3rd Party Integrations** and clicking on the **Contact Us** button to contact your account manager.

Available Integrations and Corresponding License Levels

Included in Collaborator

- [Social Media Publishing](#) - Integrate your SurveyGizmo account with social media platforms (including Facebook and Twitter) to allow for easy survey publishing to those platforms.
- [Private Domain/Embed reCAPTCHAs](#) - Configure a private domain to brand your survey share links and remove *surveygizmo* from your survey URLs.
- [Stripe](#) - Allow your users to select and purchase various products and collect payment via your SurveyGizmo surveys.

Included in Professional

- [Google Sheets](#) - Push your survey response data (realtime) into a Google Spreadsheet. This integration does not support pulling data from Google Sheets into a survey.
- [API Access](#) - Use SurveyGizmo's full-featured API to integrate SurveyGizmo into your systems and processes.

- [Login/Password Action](#) - Set up access protection for your survey. Respondents will be required to log in to take your survey.
- [Review Action](#) - Allow your respondents to review their responses prior to submitting a survey.
- [Quiz Score Action](#) - Create a pass/fail quiz or a magazine-style tally quiz. Responses are scored in realtime and your respondents are presented with a score when they finish.
- [Webhook](#) - Communicate with external webpages via HTTP POST/GET standards. Use the Webhook Action to pull data into a survey response and/or send survey response data to your external database.
- [Salesforce Marketing Cloud](#) - Pull information from and push information to Salesforce Marketing Cloud.
- [MailChimp Integration](#) - Connect your SurveyGizmo and Mailchimp accounts to automate contact creating and management in Mailchimp. Additionally, use your Mailchimp subscriber details to populate data into your SurveyGizmo surveys.
- [Slack Integration](#) - Send data from your SurveyGizmo surveys directly to a public slack channel, or to a specific user.

Included in Full Access

- [R Scripts](#) - R is a programming language for statistical computing and graphics. You can use R scripts in SurveyGizmo's Standard Report.
- [SPSS Export](#) - Export your survey data to SPSS for in-depth statistical analysis.
- [Custom Question API](#) - We provide a framework to build your own survey question from scratch.
- [Custom Scripting](#) - Use the Custom Script Action to expand upon the out-of-the-box functionality of SurveyGizmo. We provide a library of scripting functions available for you to interact with a survey programmatically.

Enterprise Integrations

- [Website Intercept](#) - Target your website visitors with survey that is triggered by their activity on your website. For example, only show your survey to visitors who have viewed your site for at least one minute.
- [LMS/LRS Integration](#) - Integrate SurveyGizmo with your Learning Management System/Learning Records Store and track your survey and quiz activity in those

systems.

- [SSO Users \(SAML\)](#) - Are you already using an Identity Provider (IdP) to manage logins and access to the various systems your users need to access? If so, you can now include SurveyGizmo as a Service Provider (SP) as part of this single sign-on (SSO).
- [SSO Respondents \(SAML\)](#) - Use Single Sign-On to authenticate respondents into surveys.
- [Salesforce Sales Cloud](#) - Integrate SurveyGizmo with your Salesforce instance. Pull information from Salesforce into your SurveyGizmo surveys or use information collected via surveys to update fields in your Salesforce instance.
- [HubSpot Integration](#) - Connect your SurveyGizmo and HubSpot accounts. Automate the contact creation/lead generation process within HubSpot. Use your HubSpot *Contact Record Properties* to populate data into your SurveyGizmo surveys.
- [Tableau Data Connector Integration](#) - Import your SurveyGizmo survey results into Tableau as an extract.
- [Microsoft Dynamics](#) - Connect your surveys to your Microsoft Dynamics CRM. Push survey data to Dynamics to create new records or update existing records or pull Dynamics data into your survey fields.
- [Custom Email Settings](#) - Send SurveyGizmo emails via your own servers with the SMTP Integration or set up SPF and DKIM records to continue sending through SurveyGizmo while customizing the *from* address.
- [Power BI](#) - The Power BI Action allows users to push data from SurveyGizmo to utilize several data analytics features in the [Microsoft Power BI](#) tool. Use the Power BI Action to push data seamlessly and utilize advanced reporting analysis.

Related Articles