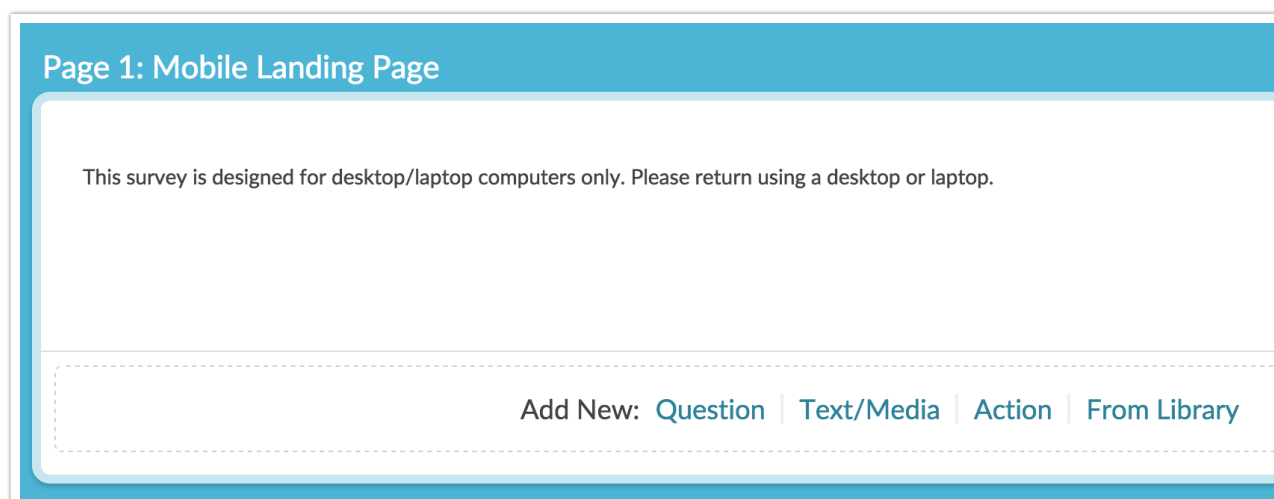


How do I prevent respondents from responding via a mobile device?

While SurveyGizmo surveys can be accessed on any web-enabled mobile device and will optimize themselves to the screen size, there are some scenarios where you might not want respondents to respond to your survey using a mobile device. For example, it can be very fatiguing for respondents to respond very long surveys on a phone. In this tutorial, we'll cover how to set up your survey so that mobile respondents are instructed to return via a desktop/laptop.

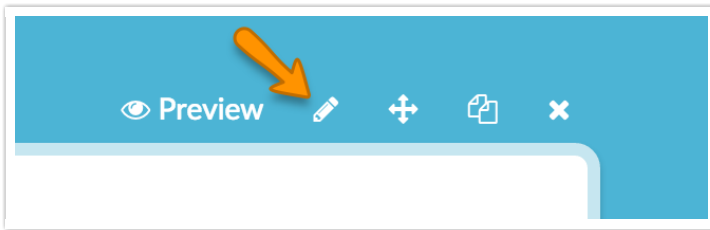
At the very beginning of your survey, add a new page. You will be using this as a mobile landing page; in the steps below you'll set this up such that only respondents using mobile devices will ever see it.

Add a [Text / Instruction element](#) to this page with the text you wish to display to respondents trying to access your survey via a mobile device.

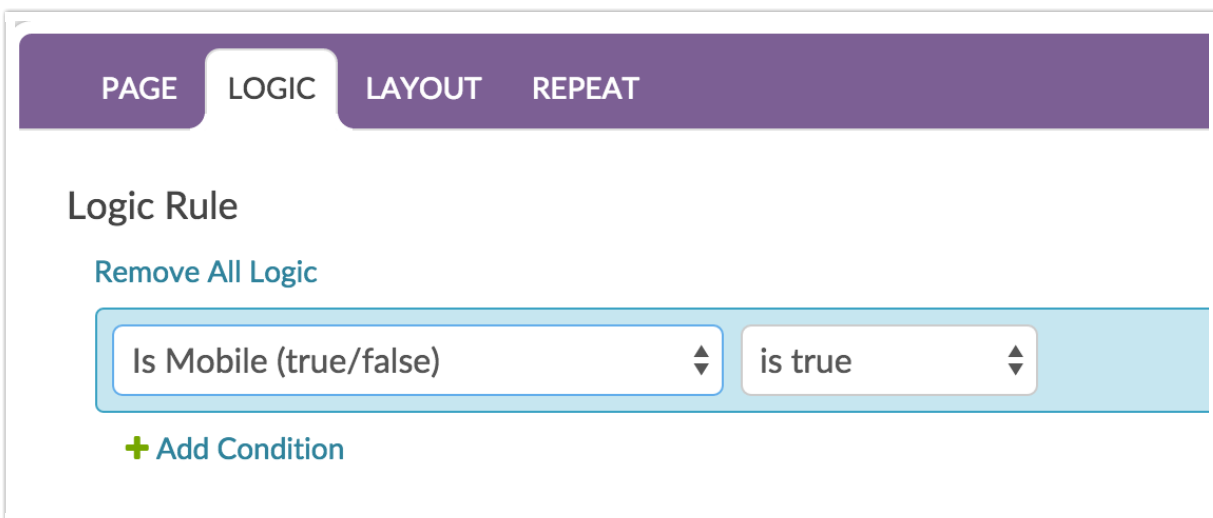


The screenshot shows a page editor interface. At the top, a blue header bar contains the text "Page 1: Mobile Landing Page". Below this, a large white area contains the text: "This survey is designed for desktop/laptop computers only. Please return using a desktop or laptop." At the bottom of the editor, there is a dashed-line box containing a toolbar with the text "Add New:" followed by four options: "Question", "Text/Media", "Action", and "From Library".

Next, set up [page logic](#) to ensure that this page only displays to respondents using mobile devices. To do so click the pencil icon above the page to edit.



Go to the **Logic** tab and select **Is Mobile (true/false)** in the first dropdown. The second dropdown should default to **is true**; make sure this is the case and click **Save Page**.



Finally, you might want to hide the Next button on this page so that mobile respondents cannot proceed. To do so, add a [JavaScript Action](#) to the mobile landing page and copy and paste the following JavaScript.

```
$(function(){
    $('.sg-next-button').hide();
})
```

Test it out!

Here is an example survey with this setup. Try accessing it via a desktop/laptop then access it via a mobile device!

<http://www.surveygizmo.com/s3/2637758/mobile>

Related Articles

[template("related")]