

# Trial/Demo Account Features and Limitations

Haven't quite made up your mind on whether you want to pay for survey software? Give SurveyGizmo a test drive with a **7 Day Trial**.\*

\*SurveyGizmo Trial Accounts are different than a SurveyGizmo Free Account. The trial allows for test-driving the features of one of the paid plans for *7 days*. The Free account on the other hand, is an active free account with some [limitations](#).

If you intend on using SurveyGizmo for free for an extended period of time, you can sign up for a Free account [here](#).

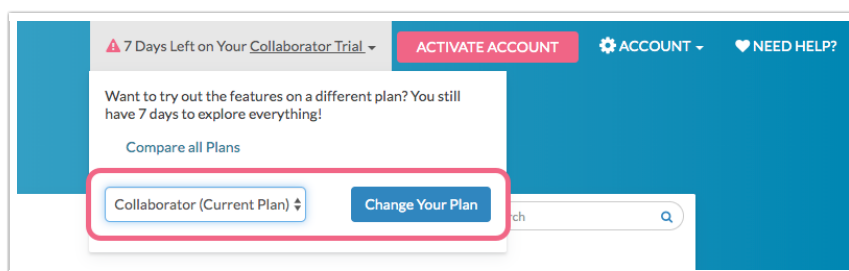
To sign up for a free trial, go to our [home page](#) and click on **Start a Free Trial** to get started with a SurveyGizmo account. *To get started with a SurveyGizmo Enterprise account, visit our [plans & pricing page](#) and click the **Contact Us** button to request pricing.*

When signing up for a trial, you will be asked to provide some basic contact information. Here you will also need to provide your **Email Address** and **Password**, both of which you will use to log in to SurveyGizmo going forward.

## Switching Your Trial to a Different Plan to Check Out Additional Features

Throughout the 7 days of your trial you'll have the option to explore one of the other plans in the top navigation bar to the left of the **Activate Account** button.

1. Select a different plan by clicking the down arrow next to your existing trial plan.
2. Then select a new plan to trial and click **Change Your Plan**. Should you decide that you no longer want to proceed with a trial, you can also use this option to **Downgrade to Free**. This will effectively end your trial and convert your plan to an *active* Free Account.



3. You may also run into a feature that isn't in your trial. This will be indicated by a lock icon. You can switch to trial a new license in any of these locations as well. To do so, click on the lock icon and click

the **Change Trial to x license to Try it Out** button. Your license will be updated and you can begin trying out the unlocked features.

## Email Verification

As of September 25th, 2018, when you sign up for a SurveyGizmo trial account, you will need to verify your email address before you can begin to collect response data.

Until you verify your email, several features in your Trial account will be disabled:

- [Share tab](#)
- Results tab (including [Individual Responses](#), [Reports](#), and [Exports](#))
- [Invite Others to Test](#) feature
- SurveyGizmo [Rest API](#)

*Once the verification is complete you will gain access to these features.*

Visit the [Email Verification documentation](#) for additional information and instructions.

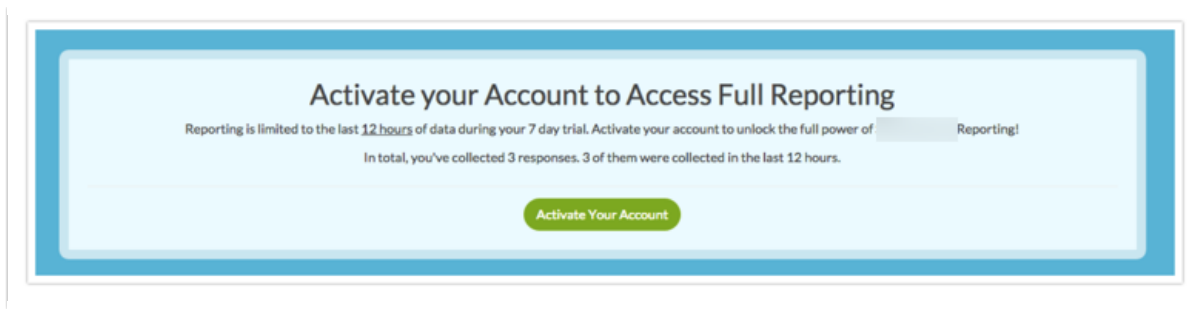
## Limitations

The following items are not available or are limited during the trial period. If you wish to use these features without limitation, you will need to [activate your account](#).

- [Email Campaigns](#) - Only 5 contacts can be added and sent to. If more than five contacts are uploaded, only the first five will be added.
- [Send Email Action](#) - The Send Email Action can be added to your survey but emails will not be sent.
- [Offline Mode](#) - upload responses in batches of no more than 60 responses at a time.
- [API](#) - 60 calls per minute are permitted on trial accounts.
- [HTML 5 Password Input type](#) is not allowed
- Responses, Reports, and Exports - During the Trial Period, you will be able to report on the *most recent 12 hours of data*. You will need to activate your account to unlock the full capabilities of SurveyGizmo Reporting.
- [Survey Transfers](#) are not compatible with trial accounts.
- [Data imports](#) are not compatible with trial accounts.
- Share links do not function after a **Trial account** expires.

*If you are [generating test data](#) during your trial, we recommend that you do not use the **Randomly set submission data of test responses** setting.*

---



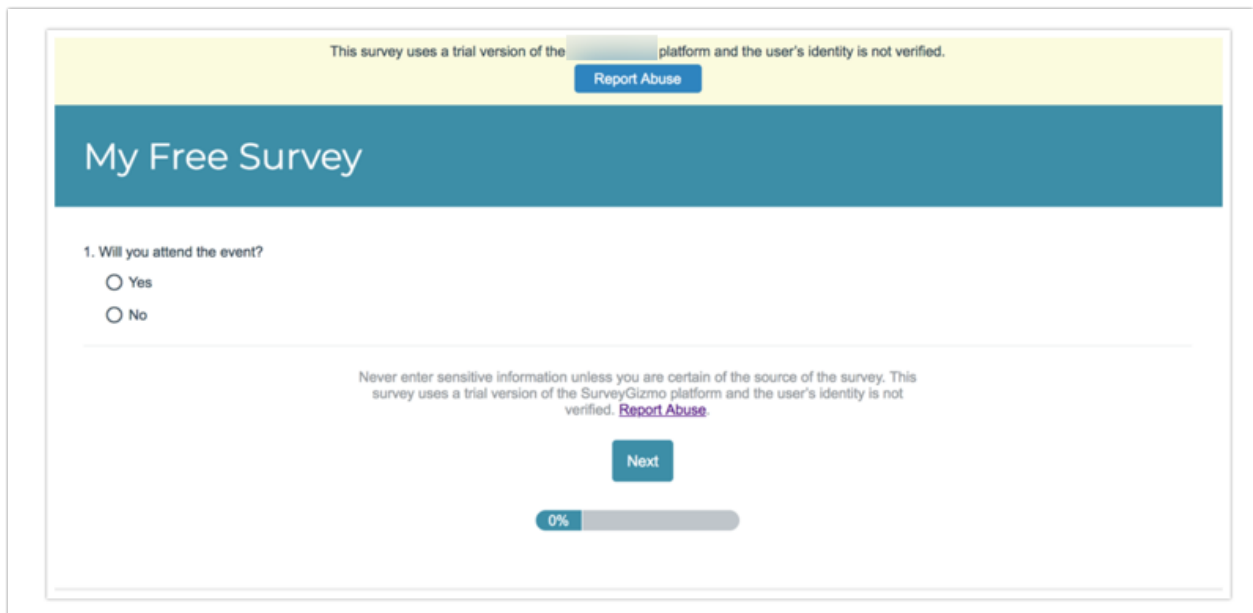
## Acceptable Use

According to our [Services Agreement](#), SurveyGizmo surveys should never ask for any sensitive or secure data. As such, trial surveys will include a banner at the top of each survey page alerting respondents that the survey was created using a SurveyGizmo trial and that the user's identity has not been verified.

There will also be text above the Next/Submit buttons alerting respondents not to enter sensitive information unless they are certain of the source of the survey.

In both places there will be an option to Report Abuse.

These alerts will be visible in SurveyGizmo when previewing your survey, as well as, in the survey preview on the Style tab. In preview there will be a link to activate your account so that you can remove the banner (see below).

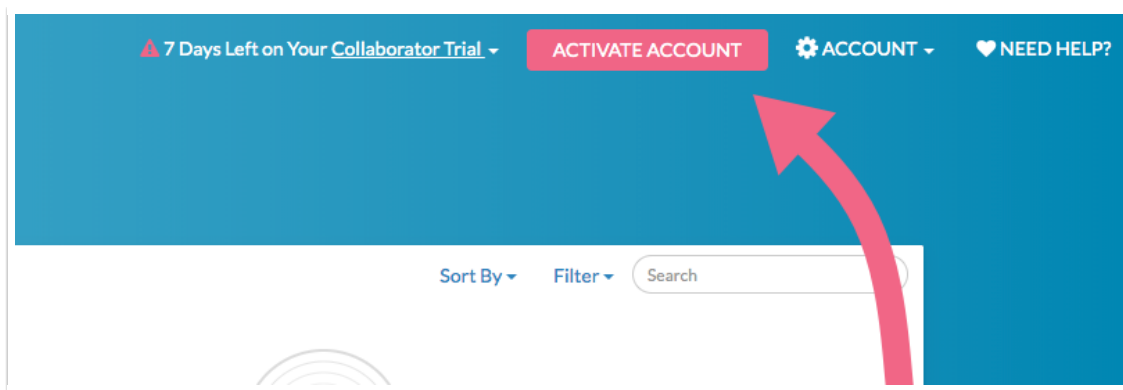


## Activation

To activate your SurveyGizmo account, you will need to submit payment.

SurveyGizmo accounts are available on a monthly or annual basis. During your trial period, you can click on the **Activate Account** button at any time to [select your desired license type and submit payment](#).

---



The following SurveyGizmo plans can be paid for in the application with a credit card (we also accept check and transfers as payment for annual accounts):

- Collaborator Plan
- Professional Plan
- Full Access Plan

Compare the above plans by visiting our [pricing page](#).

Note: If you started a trial of a SurveyGizmo plan and would like to explore SurveyGizmo's Enterprise Packages, click **Activate** and click the **Contact Us** button in the Enterprise column to reach out to our Sales team.

## Expired Trial

When a SurveyGizmo trial expires, your surveys and any collected data are stored. These will be available when you activate your SurveyGizmo account.

Related Articles