

# Cascading Dropdown Menu Question Type

The Cascading Dropdown Menu allows you to drill down through hierarchical data by using one dropdown menu as a filter into the next.

For example, a common use is the collection of the respondent's state and city. Using this question type, the respondent's state selection can be used to filter the options in the city dropdown.

1. What is the make, model and year of your car?

Make:

Model:

- 4-Runner
- Prius
- Rav4
- Highlander
- Camry
- Corolla

Check it out in an [example survey](#)!  
[Add a survey](#) with this question to your account!

## When To Use It

If you need your respondents to select from a very large list, say the university/school they went to, that list can be up to 4000 items long!

Using a Cascading Dropdown, you can filter the options in the school dropdown by the state selection. By making it easier for the respondent to locate values, you will improve your respondent's experience and, as a result, you will likely get better data!

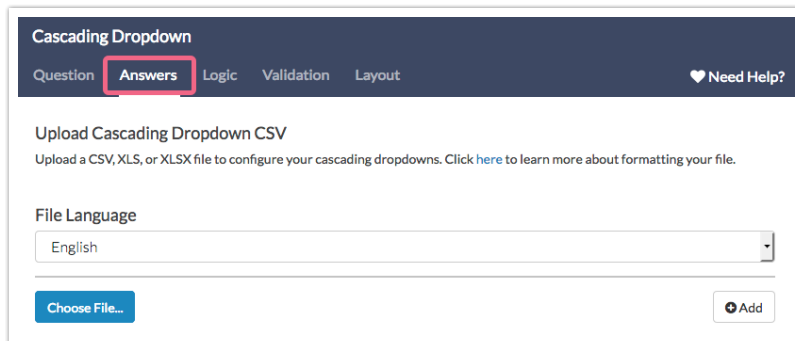
Some additional examples of when you might use a Cascading Dropdown:

- Product Category, Product
- Car Make, Model, Year
- State/Province, Cities
- Sales Region, Sales Representatives

## Setup

1. Click the **Question** link at the bottom of the page.

2. Select **Cascading Dropdown** from the Question Types dropdown and enter the question you wish to ask.
3. Go to the **Answers** tab and select a **File Language** (this will populate with all translated languages added via Text and Translations).



The screenshot shows the 'Cascading Dropdown' interface. At the top, there are tabs for 'Question', 'Answers', 'Logic', 'Validation', and 'Layout'. The 'Answers' tab is highlighted with a red box. To the right of the tabs is a 'Need Help?' link with a heart icon. Below the tabs, there is a section titled 'Upload Cascading Dropdown CSV' with a subtext: 'Upload a CSV, XLS, or XLSX file to configure your cascading dropdowns. Click [here](#) to learn more about formatting your file.' Below this is a 'File Language' dropdown menu currently set to 'English'. At the bottom left is a blue 'Choose File...' button, and at the bottom right is a grey 'Add' button with a plus icon.

4. Click **Choose File** and select the preformatted file you would like to upload (to see more about formatting your file [click here](#)).
5. Click **Add**. \*Repeat step 3-5 with pre-formatted files for all language versions of your survey.
6. Make any other needed adjustments and **Save Question**.

## Formatting a file for upload

The titles and answer options for the dropdown menus within a Cascading Dropdown must be uploaded via either a CSV, XLS, or XLSX file. You will need to first format your file and ensure that it meets a few requirements.

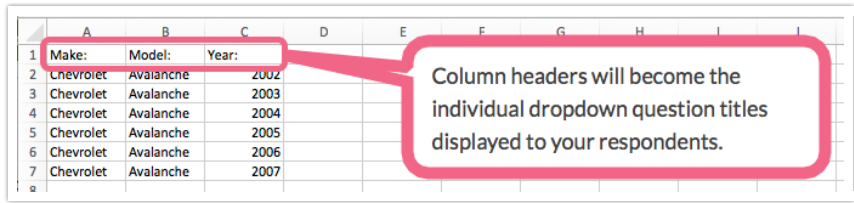
### File requirements

The following limitations exist for files uploaded to your Cascading Dropdown:

- CSV (comma separated value), XLS, and XLSX files can be uploaded.
- If your file includes special characters use an XLS or XLSX file.
- Double quotation marks are not supported in answer options.
- File size is limited to 2 MB.
- You cannot change your file. New files require new questions.

### Formatting your file

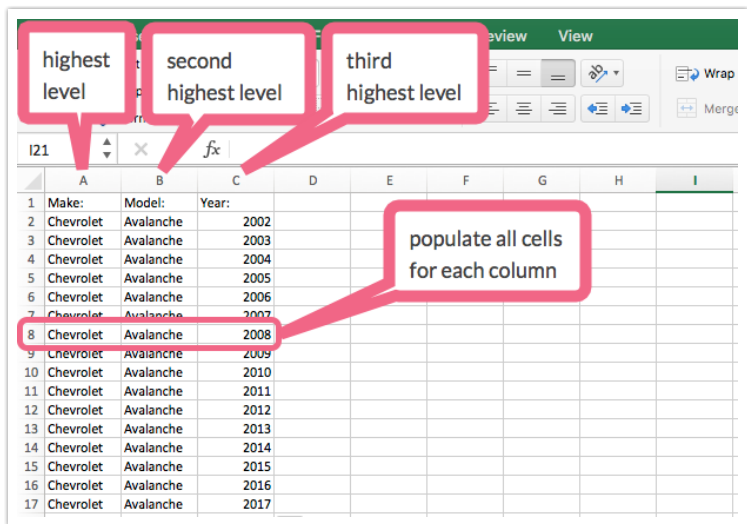
**Start with header rows** - These will become your dropdown menu titles displayed to the respondent.



	A	B	C	D	E	F	G	H	I
1	Make:	Model:	Year:						
2	Chevrolet	Avalanche	2002						
3	Chevrolet	Avalanche	2003						
4	Chevrolet	Avalanche	2004						
5	Chevrolet	Avalanche	2005						
6	Chevrolet	Avalanche	2006						
7	Chevrolet	Avalanche	2007						

**Order the columns** - The columns in the file must be in order starting with the highest level in the left-most column. For example, a very common use of cascading dropdown menus is country, state/province, city. The columns in your file should be in this same order.

**Populate all cells** - All rows for each column must be populated. This creates the relationship between each dropdown that enables the survey to drill down based on the survey taker's response to each drop down.



	A	B	C	D	E	F	G	H	I
1	Make:	Model:	Year:						
2	Chevrolet	Avalanche	2002						
3	Chevrolet	Avalanche	2003						
4	Chevrolet	Avalanche	2004						
5	Chevrolet	Avalanche	2005						
6	Chevrolet	Avalanche	2006						
7	Chevrolet	Avalanche	2007						
8	Chevrolet	Avalanche	2008						
9	Chevrolet	Avalanche	2009						
10	Chevrolet	Avalanche	2010						
11	Chevrolet	Avalanche	2011						
12	Chevrolet	Avalanche	2012						
13	Chevrolet	Avalanche	2013						
14	Chevrolet	Avalanche	2014						
15	Chevrolet	Avalanche	2015						
16	Chevrolet	Avalanche	2016						
17	Chevrolet	Avalanche	2017						

### European File Format

If you are using a European version of Excel, your file will likely look like the below with data, including column headers, in a single column separated by commas

	A	B	C
1	Make:,Model:,Year:		
2	Chevrolet,Avalanche,2002		
3	Chevrolet,Avalanche,2003		
4	Chevrolet,Avalanche,2004		
5	Chevrolet,Avalanche,2005		
6	Chevrolet,Avalanche,2006		
7	Chevrolet,Avalanche,2007		
8	Chevrolet,Avalanche,2008		
9	Chevrolet,Avalanche,2009		
10	Chevrolet,Avalanche,2010		
11	Chevrolet,Avalanche,2011		
12	Chevrolet,Avalanche,2012		

## Survey Taking

On a desktop and most laptops the Cascading Dropdown Menu question type looks like so.

1. What is the make, model and year of your car?

Make:

Model:

- 4-Runner
- Prius
- Rav4
- Highlander
- Camry
- Corolla

When optimized for mobile devices the Cascading Dropdown Menu question type displays in a very similar format. Many mobile devices have a native select interface to make it easier for respondents to select an option with their finger. Whether or not this is available depends on the device.

### Cascading Dropdown

What is the make, model, and year of your car?

Make:

Model:

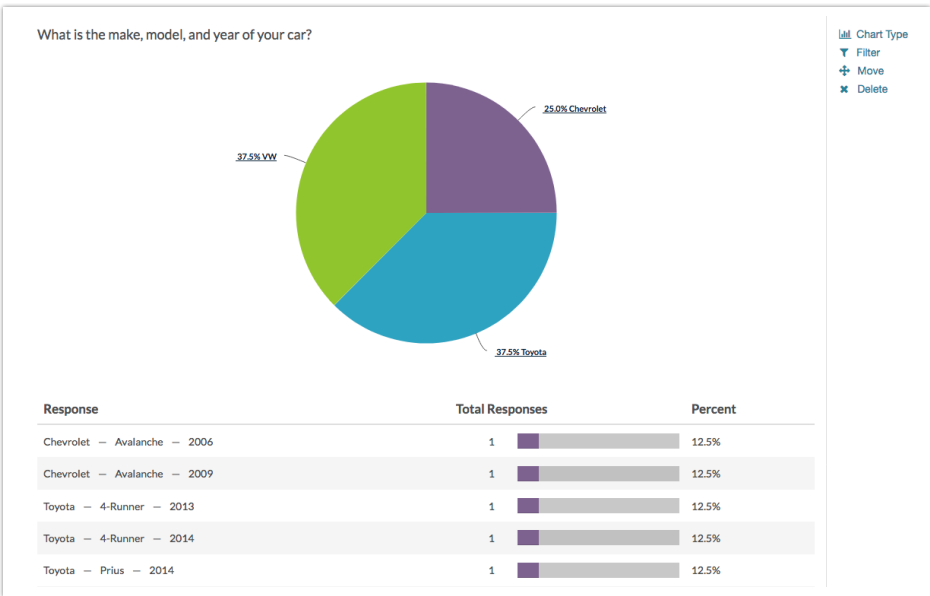
Year:

0%

By default, survey questions show one at a time on mobile devices to prevent the need for scrolling on smaller screens. You can turn off this [one-at-a-time interaction](#) if you wish.

## Reporting

Cascading Dropdown Menus are available in the [Standard Report](#) . The first/highest level of the dropdown will be displayed as a pie chart. Below the chart, a row for each unique combination of your dropdown menus with a count and percent for each will be shown.



- + [See additional compatible chart types](#)
- + [See what other report types are compatible](#)

## Exporting

You can also export the raw data in a [CSV/Excel Export](#) . Each column in the export will display the options title and then the question title.

	A	B	C	D	E	F	
1	Make::What	Model::What	Year::What	What is the make, model, and year of your car?			
2	Chevrolet	Blazer	1998				
3	Chevrolet	Avalanche	2003				
4	Chevrolet	Avalanche	2002				
5	Chevrolet	Cobalt	2005				
6	Ford	Escape	2004				
7	Jeep	Cherokee	1999				
8							
9							

## Limitations

There are a few additional limitations you should be aware of when using this question:

- The Cascading Dropdown Menu question cannot be used as the source question in Report and Export filtering.
- The Cascading Dropdown Menu question does not allow for custom reporting values.
- The Cascading Dropdown Menu question is not compatible with [Offline](#) surveys.
- [Other - Specify textboxes](#) are not available with the Cascading Dropdown Menu question.
- The Cascading Dropdown Menu question cannot be used as the trigger for question or page logic.
- The Cascading Dropdown Menu question is not compatible with HTML or JavaScript embeds.
- Uploaded file limitation - Double quotation marks are not supported in answer options.

- Uploaded file limitation - File size is limited to 2 MB.
- Uploaded file limitation - You cannot change your file. New files require new questions.

## Related Articles

---