

Custom Group Question Type

The Custom Group question type allows you to group questions of different types together and control the layout of the questions, specifically whether there is a line break and the next question displays on the same line.

When to use it

Use Custom Groups to group different questions types together to show that they're all related to each other. For example, you could add a Dropdown Menu, a Textbox, and a multiple choice question all into one group of questions.

1. Please provide the following information to help us prepare for your trip:

First Name Last Name

What service do you need?

Flight only

Hotel only

Flight & Hotel

Departure Date Return Date

Check it out in an [example survey](#)!

[Add a survey](#) with this question to your account!

Setup

1. Click the **Question** link on the page where you would like to add your Custom Group question.
2. Select **Custom Group** from the Question Type dropdown and enter the overall question text for your custom group.
3. This will add a text and an essay sub-question; you can delete these if you wish. You can also add additional questions by clicking **Add a Sub Question**.

Group Description Require this question

Please provide the following information to help us prepare for your trip:

B I | Size | **A** | Merge Codes |

Sub-Questions [Advanced Option Settings](#)

Text

Essay

[Add a Sub Question](#)

4. Enter your sub-question question text and answer options.
5. You can further customize your sub-question using the tabs along the top of the panel. On the **Layout** tab indicate for each sub-question whether you would like to **Put a line break after this question** .
6. Click **Add a Sub Question** to add an additional sub-question .
7. Rinse and repeat to finish adding all your **Custom Group** sub-questions and **Save Question** when finished.

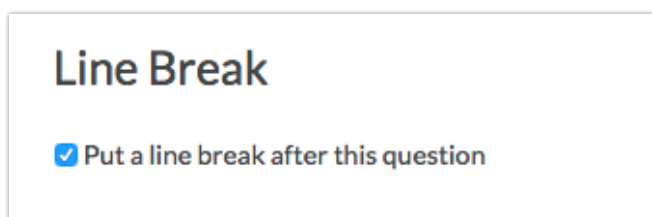
Subquestion Display: Side by Side or on the Same Line

One of the benefits of using a Custom Group question type is the ability to add or remove line breaks after subquestions. This allows you to control whether subquestions display on the same line (side by side) or separate lines.

1. To control the line breaks after your question edit your Custom Group question then edit your subquestions.



2. Go to the **Layout** tab. Scroll to the Line Break option and check or uncheck the option to **Put a line break after this question** .



Add-as-Needed Setting

If you would like to set up your custom group to allow respondents to dynamically add the group of questions as needed, you can do so by editing the overall group and navigating to the **Logic** tab. Scroll to the bottom and check the box associated with the **Add as Needed** setting. Check out our [Add-As-Needed Tutorial](#) that covers this feature in greater detail.

Add as Needed

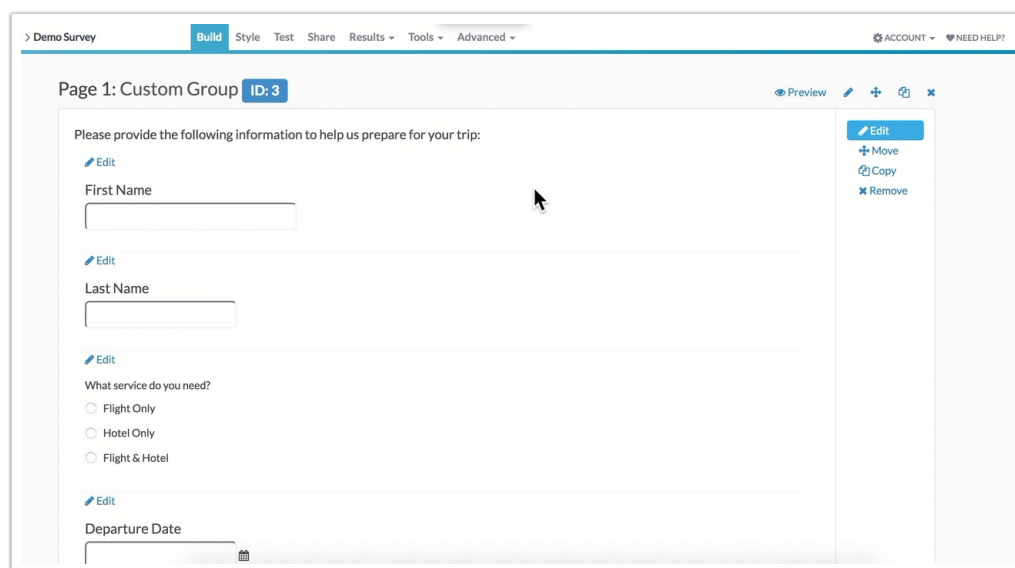
Allow respondents to duplicate these grouped questions as many times (up to the max, if set) as they need.

Please note, the add as needed feature is not compatible with logic.

Editing and Deleting Subquestions

Once you have your Custom Group question configured it can be a little bit tricky to figure out how to make edits to the subquestions of your Custom Group. There are a couple of ways to make edits.

- First, you can click **Edit** on the parent question then click the pencil icon next to the subquestion to make edits.

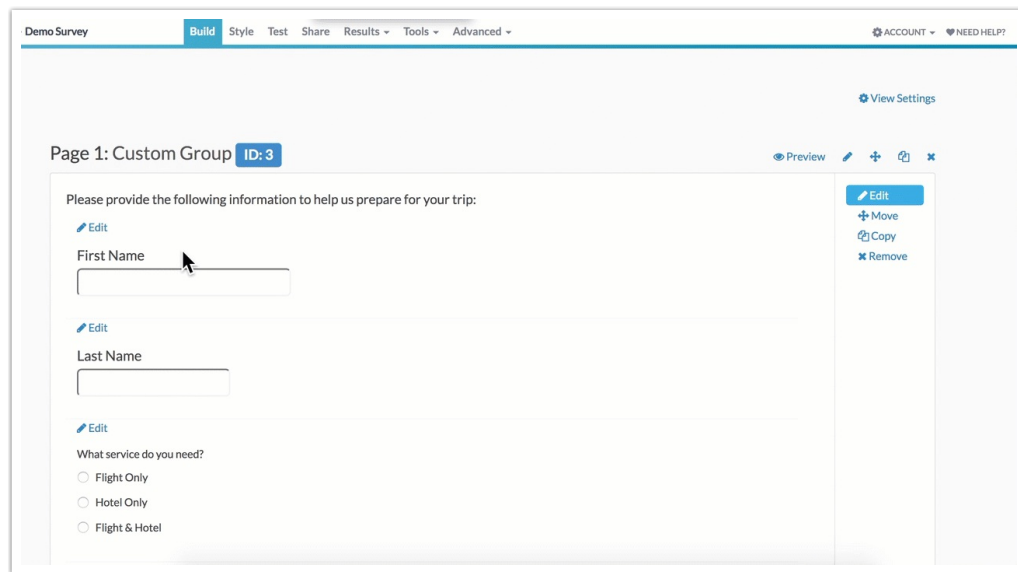


The screenshot shows a survey editor interface for a "Demo Survey". The main content area is titled "Page 1: Custom Group ID: 3". The survey text reads: "Please provide the following information to help us prepare for your trip:". Below this are four subquestions, each with an "Edit" link (pencil icon):


- First Name (text input field)
- Last Name (text input field)
- What service do you need? (radio button options: Flight Only, Hotel Only, Flight & Hotel)
- Departure Date (calendar icon)

On the right side of the subquestions, there is a vertical menu with the following options: Edit (pencil icon), Move (plus icon), Copy (document icon), and Remove (X icon).

- You can also click the **Edit** option directly associated with the subquestion itself to make changes.



- If you wish to delete a subquestion, click **Edit** on the parent question then click the red trash-bin icon to the right of the subquestion.



- Finally, if you're looking for a way to navigate back to the parent question from within the subquestion panel click the **Edit Parent Question** in the top-right corner of the panel.

Question Type

[Edit Parent Question](#)

What question do you want to ask? Require this question

First Name

Survey Taking

On a desktop and most laptops, the Custom Group question type looks like so.

Please provide the following information to help us prepare for your trip:

First Name


Last Name


What service do you need?

Flight only

Hotel only

Flight & Hotel

Departure Date 

Return Date 

When optimized for mobile devices the Custom Group question type looks very similar but a line break will be added between subquestions to prevent the need for horizontal scrolling on smaller screens.

By default, survey questions show one at a time on mobile devices to prevent the need for scrolling on smaller screens. You can turn off this [one-at-a-time interaction](#) if you wish.

Survey

Please provide the following information to help us prepare for your trip:

First Name

Last Name

What service do you need?

Flight only

Hotel only

Flight & Hotel

◀ 0% ▶

Reporting

Custom Groups report each subquestion in order. Each element will be treated as its own question within the report. Check out the corresponding question type tutorial for each subquestion in your Custom Group to see how it will report (e.g. if your subquestion is a Radio Button, visit the Radio Button question type tutorial to see how it will report)!

Report Compatibility

The below grid shows whether Custom Group questions are compatible with each of our report types. If you plan to do some specific analysis within SurveyGizmo this report compatibility chart should help you choose the right question types.

| Report Type | Compatible |
|----------------|--|
| Standard | ✓ |
| Legacy Summary | ✓ |
| TURF | |
| Profile | See subquestion type for compatibility |
| Crosstab | |
| Comparison | See subquestion type for compatibility |

Exporting

Each column in the [CSV/Excel](#) export is linked to the custom group question title, however the reporting is based on the individual sub-question types.

| Full Name:Please provide us with the following information to help us prepare for your flight | What service do you need?:Please provide us with the following information to help us prepare for your flight | Departure Date:What dates do you want to travel?:Please provide us with the following information to help us prepare for your flight | Return Date:What dates do you want to travel?:Please provide us with the following information to help us prepare for your flight |
|---|---|--|---|
| Bob Johnson | Flight Only | 12/21/2012 | 12/28/2012 |
| Jason Hugo | Hotel + Flight | 1/23/2012 | 4/15/2012 |

Related Articles