

Dropdown Menu Question Type

Dropdown Menus are single-select questions with answer options displayed in a dropdown list. We also have the ability to create a multi-select Dropdown Menu.

When To Use It

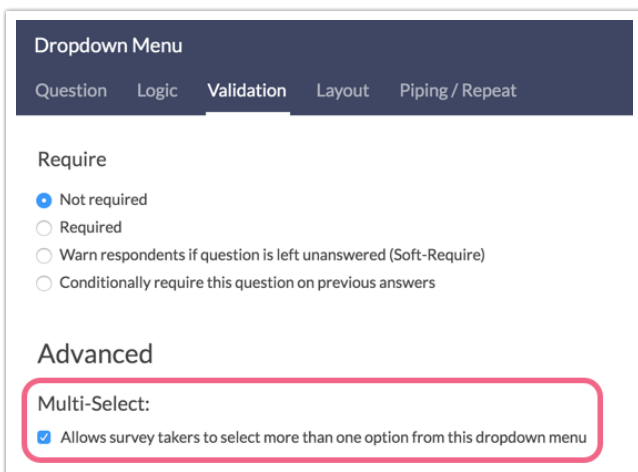
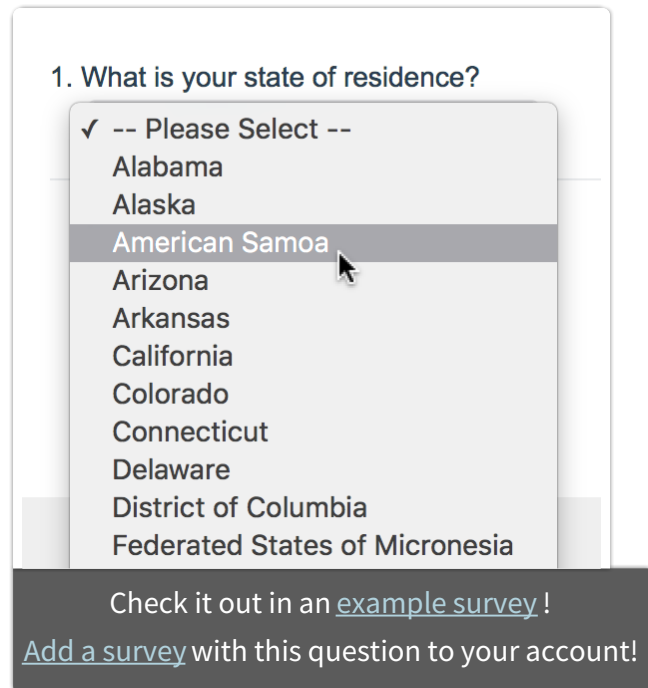
Use Dropdown Menus to ask your respondents to choose a single option from a long list. For example, use a Dropdown Menu when asking a respondent what state they live in.

We recommend limiting how many answer options you put in dropdown menus because large sets of options (think 100+) fatigue survey respondents and over 1,500 can cause loading issues with the Build tab.

If you do need to add a large number of answer options, the [Cascading Dropdown Menu question](#) may be a good alternative.

Multi-Select Setting

On the **Validation** tab of the dropdown menu question check the **Multi-Select** option to allow survey respondents to select more than one option from the dropdown menu.



Users can then select multiple options by pressing and holding Command/Control and clicking each option they wish to select.

What states have you lived in? (Select all that apply)

To select multiple options press and hold Command/Control and click the options you wish to select.

Alabama
Alaska
Arizona
Arkansas
California
Colorado
Connecticut
Delaware
District of Columbia
Florida



Best Practice Tip

We here at SurveyGizmo are not fans of the multi-select dropdown menu. It can be both confusing and frustrating for survey respondents, causing them to leave the question unanswered or, worse, leave your survey altogether. Respondents who do answer your question might give you bad data because they cannot see all the answer options or because their finger slipped off the Command/Control key.

Multi-Select Dropdown Best Practices

- Only use this question type when necessary e.g., when your answer option list is very long and you wish to provide multiple options.
- Add instructions for your survey respondents telling them how to use this question.

Multi-Select Dropdown Alternatives

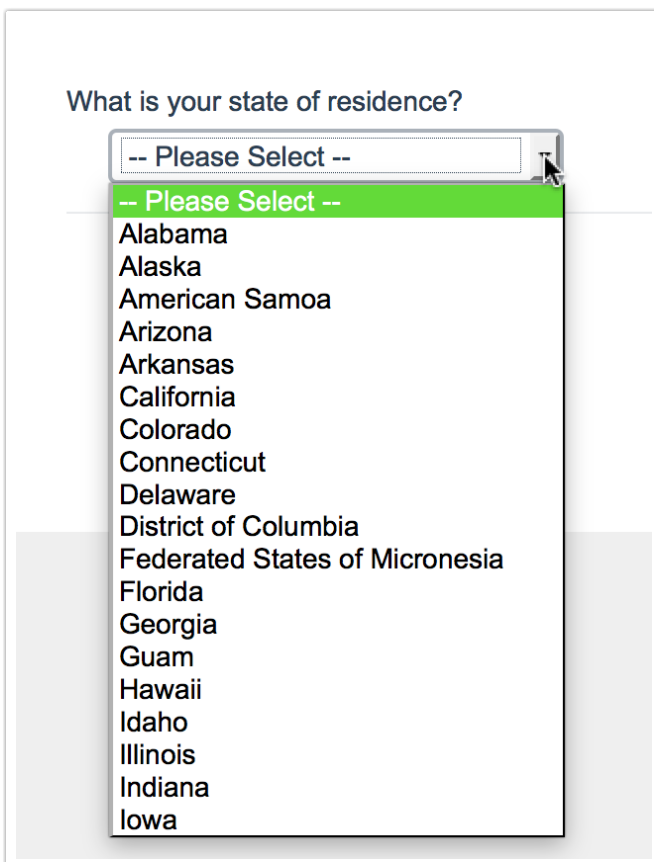
- [Checkboxes](#) - Checkboxes allow for multiple options and display all the options as once so none are missed and are easy to use. You can also split your answer option list in to columns in the checkboxes question to better display long lists of answer options.
- [Cascading Dropdown Menu](#) - Use a cascading dropdown menu question to segment your lists to drill down to a very long list of answer options.

Change Please Select Placeholder

You will notice that by default, SurveyGizmo's dropdown menu question has **-- Please Select --** as the default placeholder text. If you want to customize or update this text, visit our [tutorial](#) for step-by-step instructions.

Survey Taking

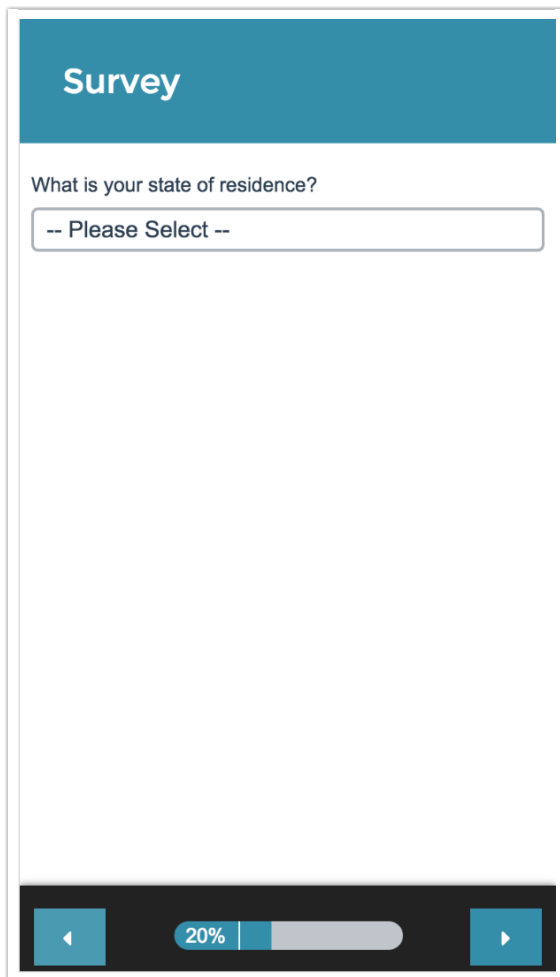
On a desktop and most laptops the Dropdown Menu question type looks like so.



When optimized for mobile devices the Dropdown Menu question type displays in a very similar format. Many mobile devices have a native select interface to make it easier for respondents to select an option with their finger. Whether or not this is available depends on the device.

By default, survey questions show one at a time on mobile devices to prevent the need for scrolling on smaller screens. For single-select questions, like the Dropdown Menu, the screen will automatically advance after an option is selected. You can turn off this

one-at-a-time interaction if you wish.



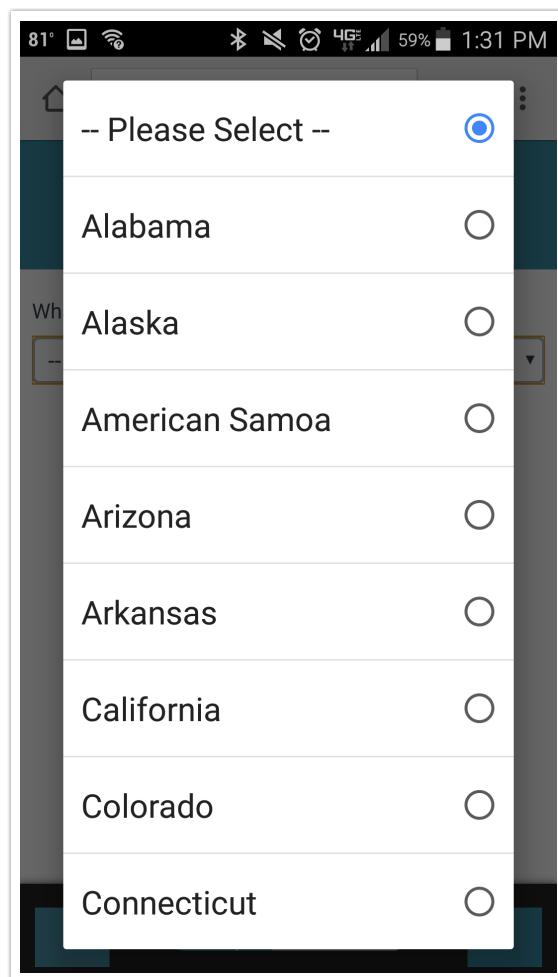
Survey

What is your state of residence?

-- Please Select --

20%

The image shows a mobile survey interface. At the top, there is a teal header with the word "Survey" in white. Below the header, the question "What is your state of residence?" is displayed. Underneath the question is a white dropdown menu with a grey border and the text "-- Please Select --". At the bottom of the screen, there is a dark grey navigation bar with a teal left arrow, a progress indicator showing "20%" in a teal circle, and a teal right arrow.



81° 4G 59% 1:31 PM

-- Please Select --

Alabama

Alaska

American Samoa

Arizona

Arkansas

California

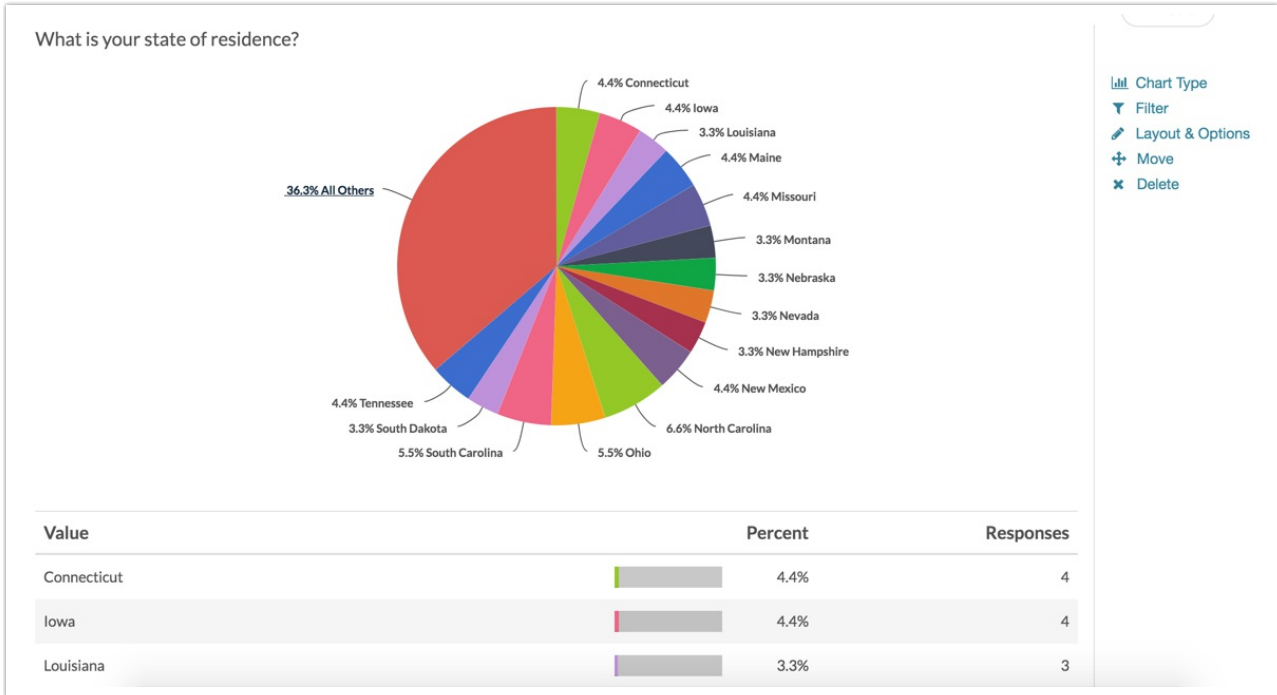
Colorado

Connecticut

The image shows a mobile survey interface with a dropdown menu open. The menu lists the following options: "-- Please Select --", "Alabama", "Alaska", "American Samoa", "Arizona", "Arkansas", "California", "Colorado", and "Connecticut". Each option has a radio button to its right. The top option, "-- Please Select --", is selected, indicated by a blue circle around its radio button. The background of the survey is visible behind the menu, showing the question "What is your state of residence?" and a dropdown arrow. The top of the screen shows a status bar with "81°", "4G", "59%", and "1:31 PM".

Reporting

Dropdown Menus report as a [Pie Chart](#) , by default, with a table that includes a count and percent for each answer option.



- ➕ See additional compatible chart types
- ➕ See what other report types are compatible

Exporting

The default Dropdown Menu is single-select, and the [export](#) will have a single column of data. However, if multi-select box is enabled, a column will be present for each answer option possible.

EY

What is your state of residence?

NJ _____

RI _____

AR _____

OR _____

NH _____

WY _____

SD _____

Related Articles