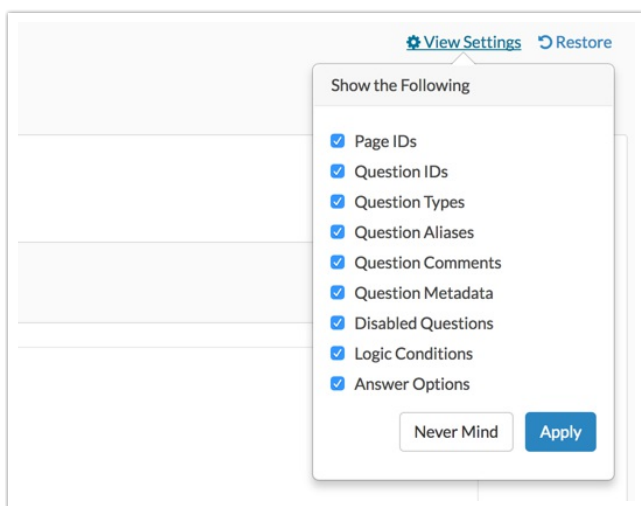


# Customize Survey Builder

You can customize the survey **Build** tab to show as much or as little advanced information as needed. These additional options can be very useful for seeing how logic conditions are set up or to assist you in custom scripting. Or to simply make a long, unwieldy survey easier to manage!

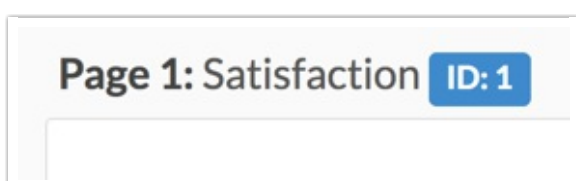
Once you make your selections, these choices will be applied to all surveys in your account.

To get started, click the **View Settings** gear in the upper-right corner of the Build tab. You can select any combination of the following options to show in the Builder:



## Page ID

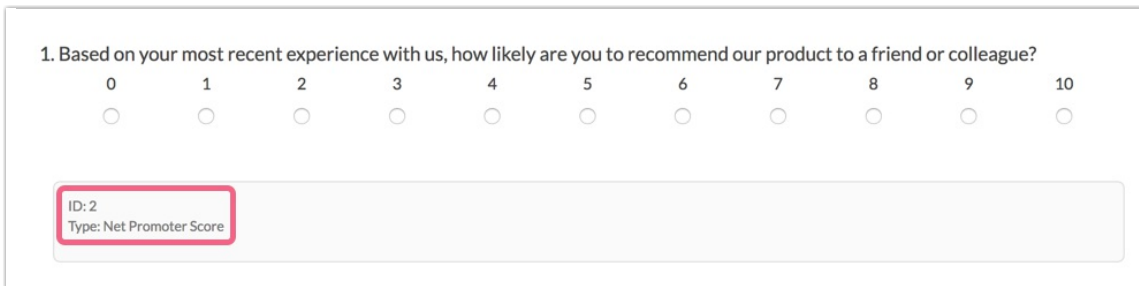
Show or hide the Page ID numbers, which can get confusing when you move pages from their initially created position. Page ID numbers are displayed directly to the right of your Page Title. Page IDs are automatically assigned and cannot be modified.



## Question ID and Question Type

Question IDs are unique per question and are useful when writing custom scripts. Question IDs are automatically assigned and cannot be modified.

Question types simply list what type of question you're looking at! Both pieces of information are displayed directly below each survey question.



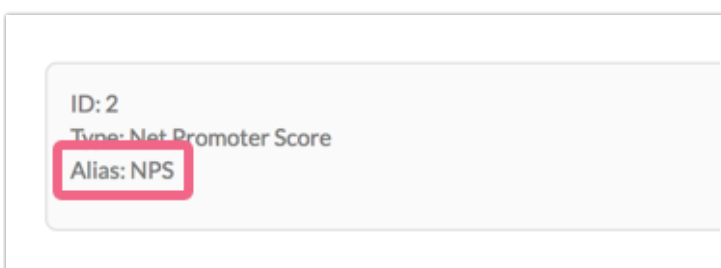
1. Based on your most recent experience with us, how likely are you to recommend our product to a friend or colleague?

0 1 2 3 4 5 6 7 8 9 10

ID: 2  
Type: Net Promoter Score

## Question Alias

A [Question Alias](#) or variable name can be used in custom scripting to target a question or in Exports to view a short name instead of the question title. The Alias is displayed below each survey question.



ID: 2  
Type: Net Promoter Score  
Alias: NPS

## Question Comments

See the Comments from the stakeholders you sent the survey via [Invite Others to Test](#) from the [Test](#) tab or from [Preview](#).



## Question Metadata

This option will display many of the options you use to customize your questions when editing a question. You will see a lot of individual options from the View Settings list compiled here for ease of use.

## Disabled Questions

Allows you to hide or view disabled questions in your survey. A disabled question that is set to show will appear grayed out in the Builder.

---

Will you be attending the event? \*

Yes

No

ID: 5  
Type: Radio Buttons  
Required

1. Satisfaction \*

1 2 3 4 5

customer service \*

product \*

Edit

- Move
- Copy
- Remove
- Restore

Edit

- Move
- Copy
- Remove

## Logic Conditions

Allows you to hide or display the option to view the Logic Conditions applied to questions.

This question has display logic View Conditions ▾

Show if: "Elapsed Survey Time" is greater than "10"

This question has answer validation View Conditions ▾

Min . answers = 3 (if answered)

Max . answers = 3 (if answered)

1. Pick the top three heroes for a Super Hero Dream Trio \*

Batman  Hulk

Spider-Man  Captain America

## Answer Options

To hide or display the answer options in a question. This is useful when you have long lists of answer options already setup that you don't need to see anymore and you're now working on ensuring your logic conditions are properly set up.

When you elect to not show Answer Options, you will have access to **Show All Pages** (see next section).

Comments: 1 View Comments ▾

This question has answer validation View Conditions ▾

1. Pick the top three heroes for a Super Hero Dream Trio! ✎ ✚ 📄 ✕

ID: 4  
Type: Checkboxes  
Answer options are randomized  
Variable Name: tophree

## Show All Pages in Build Tab

If you want to see all the pages in a survey, disable **Answer Options** within build **View Settings**. You will then be able to show all pages in the survey down in the lower left-hand corner.

< 1 2 3 4 5 6 ... 8 >

Show 5 pages at a time ▾

- Show 1 page at a time
- Show 5 pages at a time
- Show 8 pages at a time
- Show 10 pages at a time
- Show All pages

Related Articles